

**Wallbeds**  
*"n" More*

A comfortable extra  
bed for any room!

# BARRINGTON



Barrington set in Caramel Finish BV50, BPUF, BPNF



Espresso



Caramel



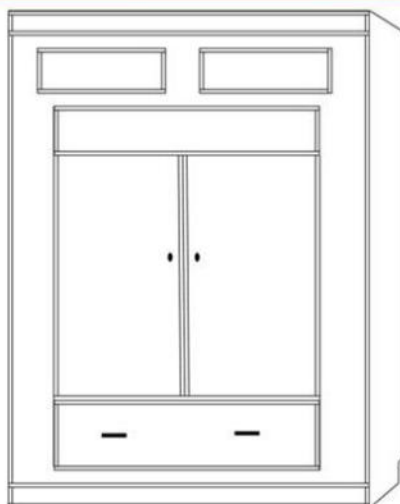
Gray

**FINISH OPTIONS**

- Cognac-R
  - Caramel-B
  - Bark Gray-BG
  - Sunset-S
  - Natural-N
  - Maple-M
  - Gray-G
  - Cinnamon-E
  - Espresso-D
  - White-WH
- (10% up-Charge)

**CABINET HARDWARE**

- #2 Nickel cup
- #4 black cup
- #3 Nickel Bar
- #13 Bronze Bar
- #10 Cody Black
- #11 Cody Nickel
- #12 Cody Bronze
- #14 Cody Gold
- #15 Bridge Black
- #16 Bridge Bronze
- #17 Bridge Nickel
- #18 Bridge Gold



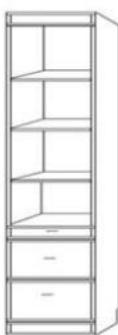
- BV50 QUEEN** \_\_\_\_\_  
CLOSED- 65 x 17 x 90    OPEN - 65 x 86 x 90
- BV46FULL** \_\_\_\_\_  
CLOSED- 59 x 17 x 85    OPEN - 59 x 86 x 85
- BX33 XL TWIN** \_\_\_\_\_  
CLOSED- 44 x 17 x 90    OPEN - 44 x 86 x 90
- BV33 TWIN** \_\_\_\_\_  
CLOSED- 44 x 17 x 85    OPEN - 44 x 86 x 85

Can accommodate up to a 12" thick mattress



**3 DRAWER**

- BTFS 16 X 85 \_\_\_\_\_
- BTQS 16 X 90 \_\_\_\_\_
- BPTF 24 X 85 \_\_\_\_\_
- BPTQ 24 X 90 \_\_\_\_\_
- BPGF 32 X 85 \_\_\_\_\_
- BPGQ 32 X 90 \_\_\_\_\_



**2 DRAWER TRAY**

- BNFS 16 X 85 \_\_\_\_\_
- BNQS 16 X 90 \_\_\_\_\_
- BPNF 24 X 85 \_\_\_\_\_
- BPNQ 24 X 90 \_\_\_\_\_



**FILE PENCIL DRAWER**

- BLFS 16 X 85 \_\_\_\_\_
- BLQS 16 X 90 \_\_\_\_\_
- BPLF 24 X 85 \_\_\_\_\_
- BPLQ 24 X 90 \_\_\_\_\_



**DOOR -TRAY- 2 DRAWERS**

- BPUF 24 X 85 \_\_\_\_\_
- BPUQ 24 X 90 \_\_\_\_\_



**3 DRAWER-DOOR**

- BWFS 16 X 85 \_\_\_\_\_
- BWQS 16 X 90 \_\_\_\_\_
- BPWF 24 X 85 \_\_\_\_\_
- BPWQ 24 X 90 \_\_\_\_\_



**2 FILES-PENCIL-DOOR**

- BXFS 16 X 85 \_\_\_\_\_
- BXQS 16 X 90 \_\_\_\_\_
- BPXF 24 X 85 \_\_\_\_\_
- BPXQ 24 X 90 \_\_\_\_\_



**OPEN DOOR**

- BDFS 16 X 85 \_\_\_\_\_
- BDQS 16 X 90 \_\_\_\_\_
- BPCF 24 X 85 \_\_\_\_\_
- BPCQ 24 X 90 \_\_\_\_\_



**BOOKCASE**

- BBFS 16 X 85 \_\_\_\_\_
- BBQS 16 X 90 \_\_\_\_\_
- BPBF 24 X 85 \_\_\_\_\_
- BPBQ 24 X 90 \_\_\_\_\_



**2-DOOR**

- BDFL 32 X 85 \_\_\_\_\_
- BDQL 32 X 90 \_\_\_\_\_



**GUEST CHEST**

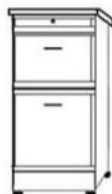
- BPWU 32 X 85 \_\_\_\_\_

**NIGHTSTAND**

- 24 x 16 x 29
- BNS \_\_\_\_\_
- 2 DRAWERS/PENCIL
- BNST \_\_\_\_\_
- 2 DRAWERS/TRAY

**FILE CART**

- BFC \_\_\_\_\_
- 16.5 x 21.5 x 28



**FOLDING DESK**

- BPAF 24 X 85 \_\_\_\_\_
- Desk is 48" Long
- Extends to 59"

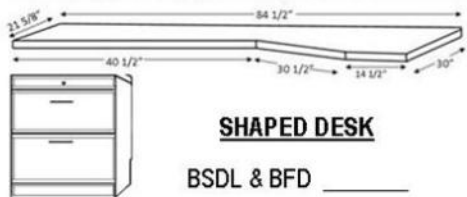


**DESK CART**

- DC \_\_\_\_\_

63 x 21.78 x 31.12"

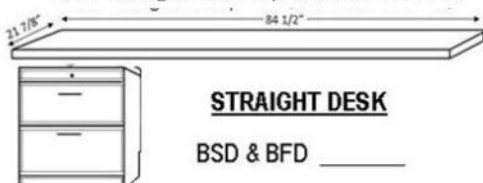
BSDL- Shaped Desk (LSF or RSF) requires BDFL or BDQL



**SHAPED DESK**

- BSDL & BFD \_\_\_\_\_

BSD- Straight Desk requires BPCF or BPCQ



**STRAIGHT DESK**

- BSD & BFD \_\_\_\_\_